


CITY OF BULLARD, TEXAS  
AUDITED FINANCIAL STATEMENTS  
SEPTEMBER 30, 2022

MURREY PASCHALL & CAPERTON, P.C.  
Certified Public Accountants

CITY OF BULLARD, TEXAS  
TABLE OF CONTENTS  
SEPTEMBER 30, 2022

Independent Auditor's Report	Page 3
Management's Discussion and Analysis	Page 5
Basic Financial Statements	
Government-Wide Financial Statements	
Statement of Net Assets	Page 11
Statement of Activities	Page 12
Fund Financial Statements	
Balance Sheet – Governmental Funds	Page 13
Reconciliation of Balance Sheet - Governmental Funds to the Statement of Net Assets	Page 14
Statement of Revenues, Expenditures, and Changes in Fund Balance - Governmental Funds	Page 15
Reconciliation of the Statement of Revenues, Expenditures, and Changes in Fund Balances of Governmental Funds to the Statement of Activities	Page 16
Statement of Net Assets - Proprietary Fund	Page 17
Statement of Revenues, Expenses, and Changes in Fund Balance - Proprietary Fund	Page 18
Statement of Cash Flows – Proprietary Fund	Page 19
Notes to Financial Statements	Page 20
Required Supplementary Information	
Statement of Revenue, Expenditures, and Changes in the Fund Balances-Budget and Actual – Governmental Funds	Page 41
Statement of Revenue, Expenses, and Changes in the Fund Balance-Budget and Actual – Proprietary Fund	Page 42
Schedule of Changes in Net Pension Liability and Related Ratios	Page 43
Schedule of Contributions	Page 44
Schedule of Changes in OPEB Liability and Related Ratios	Page 46



## INDEPENDENT AUDITOR'S REPORT

To the Honorable Mayor and Members of the City Council  
City of Bullard, Texas  
Bullard, Texas

### REPORT ON THE AUDIT OF THE FINANCIAL STATEMENTS

#### OPINIONS

We have audited the accompanying financial statements of the governmental activities, the business-type activities, the aggregate discretely presented component units, and each major fund of the City of Bullard, Texas (City), as of and for the year ended September 30, 2022, and the related notes to the financial statements, which collectively comprise the City's basic financial statements as listed in the table of contents.

In our opinion, the financial statements referred to above present fairly, in all material respects, the respective financial position of the governmental activities, the business-type activities, the aggregate discretely presented component units, and each major fund of the City of Bullard, Texas, as of September 30, 2022, and the respective changes in financial position and, where applicable, cash flows thereof for the year then ended in accordance with accounting principles generally accepted in the United States of America.

#### BASIS FOR OPINIONS

We conducted our audit in accordance with auditing standards generally accepted in the United States of America. Our responsibilities under those standards are further described in the Auditor's Responsibilities for the Audit of the Financial Statements section of our report. We are required to be independent of the City of Bullard, Texas and to meet our other ethical responsibilities, in accordance with the relevant ethical requirements relating to our audit. We believe that the audit evidence we have obtained is sufficient and appropriate to provide a basis for our audit opinion.

#### RESPONSIBILITIES OF MANAGEMENT FOR THE FINANCIAL STATEMENTS

Management is responsible for the preparation and fair presentation of the financial statements in accordance with accounting principles generally accepted in the United States of America, and for the design, implementation, and maintenance of internal control relevant to the preparation and fair presentation of financial statements that are free from material misstatement, whether due to fraud or error.

In preparing the financial statements, management is required to evaluate whether there are conditions or events, considered in the aggregate, that raise substantial doubt about the City of Bullard, Texas' ability to continue as a going concern for twelve months beyond the financial statement date, including any currently known information that may raise substantial doubt shortly thereafter.

#### AUDITOR'S RESPONSIBILITIES FOR THE AUDIT OF THE FINANCIAL STATEMENTS

Our objectives are to obtain reasonable assurance about whether the financial statements as a whole are free from material misstatement, whether due to fraud or error, and to issue an auditor's report that includes our opinions. Reasonable assurance is a high level of assurance but is not absolute assurance and therefore is not a guarantee that an audit conducted in accordance with generally accepted auditing standards will always

detect a material misstatement when it exists. The risk of not detecting a material misstatement resulting from fraud is higher than for one resulting from error, as fraud may involve collusion, forgery, intentional omissions, misrepresentations, or the override of internal control. Misstatements are considered material if there is a substantial likelihood that, individually or in the aggregate, they would influence the judgment made by a reasonable user based on the financial statements.

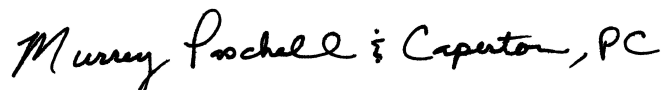
In performing an audit in accordance with generally accepted auditing standards we:

- Exercise professional judgment and maintain professional skepticism throughout the audit.
- Identify and assess the risks of material misstatement of the financial statements, whether due to fraud or error, and design and perform audit procedures responsive to those risks. Such procedures include examining, on a test basis, evidence regarding the amounts and disclosures in the financial statements.
- Obtain an understanding of internal control relevant to the audit in order to design audit procedures that are appropriate in the circumstances, but not for the purpose of expressing an opinion on the effectiveness of the City of Bullard, Texas' internal control. Accordingly, no such opinion is expressed.
- Evaluate the appropriateness of accounting policies used and the reasonableness of significant accounting estimates made by management, as well as evaluate the overall presentation of the financial statements.
- Conclude whether, in our judgment, there are conditions or events, considered in the aggregate, that raise substantial doubt about the City of Bullard, Texas' ability to continue as a going concern for a reasonable period of time.

We are required to communicate with those charged with governance regarding, among other matters, the planned scope and timing of the audit, significant audit findings, and certain internal control-related matters that we identified during the audit.

#### REQUIRED SUPPLEMENTARY INFORMATION

Accounting principles generally accepted in the United States of America require that the management's discussion and analysis, budgetary comparison information and the required GASB 68 and GASB 75 Schedules on pages 5–10 and pages 41–46 be presented to supplement the basic financial statements. Such information is the responsibility of management and, although not a part of the basic financial statements, is required by the Governmental Accounting Standards Board, who considers it to be an essential part of financial reporting for placing the basic financial statements in an appropriate operational, economic, or historical context. We have applied certain limited procedures to the required supplementary information in accordance with auditing standards generally accepted in the United States of America, which consisted of inquiries of management about the methods of preparing the information and comparing the information for consistency with management's responses to our inquiries, the basic financial statements, and other knowledge we obtained during our audit of the basic financial statements. We do not express an opinion or provide any assurance on the information because the limited procedures do not provide us with sufficient evidence to express an opinion or provide any assurance.



Murrey, Paschall & Caperton, P.C.  
*Certified Public Accountants*  
Forney, Texas

February 24, 2023

CITY OF BULLARD, TEXAS  
MANAGEMENT'S DISCUSSION AND ANALYSIS  
SEPTEMBER 30, 2022

Within this section of the City of Bullard, Texas annual financial report, the City's management provides narrative discussion and analysis of the financial activities of the City for the fiscal year ended September 30, 2022. The City's financial performance is discussed and analyzed within the context of the accompanying financial statements and disclosures following that section. The discussion focuses on the City's primary government.

#### FINANCIAL HIGHLIGHTS

- The City's assets exceeded its liabilities by \$28,901,012 (Governmental and Proprietary Funds) for the fiscal year reported. This compares to the previous year when assets exceeded liabilities by \$20,917,178.
- Governmental net assets are comprised of the following:
  - 1) Capital assets net of related debt of \$12,378,266.
  - 2) Restricted assets of \$743,521.
  - 3) Restricted infrastructure \$358,713.
  - 4) Special Revenues of \$111,577.
  - 5) Unrestricted net assets of \$2,335,832 represent the portion available to maintain the City's continuing obligations to citizens. A majority of these funds are committed to the construction in progress project to widen main street which will be completed in 2023.
- The City's governmental fund reported total ending fund balance of \$2,518,432 this year. This compares to the prior year ending fund balance of \$3,558,312, showing a decrease of \$1,039,880 during the current year.
- The City's liabilities are related to accounts payable, refundable meter deposits, accrued expenses, pensions and long-term debt.
- The City implemented GASB Statement No. 68 during 2015 which requires the City to record its Net Pension Liability (\$667,732). The City also implemented GASB Statement No. 75 during 2018 which requires the City to record its OPEB Liability (\$57,735).

#### OVERVIEW OF THE FINANCIAL STATEMENTS

Management's Discussion and Analysis introduces the City's basic financial statements. The basic financial statements include (1) government-wide financial statements, (2) fund financial statements, and (3) notes to the financial statements. The City also includes in this report additional information to supplement the financial statements.

##### *Government-Wide Financial Statements*

The City's annual report includes two government-wide financial statements. These statements provide both long-term and short-term information about the City's overall status. Financial reporting at this level uses a perspective similar to that found in the private sector with its basis in full accrual accounting and elimination or reclassification of internal activities.

CITY OF BULLARD, TEXAS  
MANAGEMENT'S DISCUSSION AND ANALYSIS  
SEPTEMBER 30, 2022

The first of these government-wide statements is the *Statement of Net Assets*. This is the citywide statement of financial position presenting information that includes all the City's assets and liabilities, with the difference reported as *net assets*. Over time, the increases or decreases of net assets may serve as a useful indicator of whether the financial position of the City as a whole is improving or deteriorating. Evaluation of the overall health of the City would extend to other non-financial factors such as diversification of the taxpayer base or the condition of City infrastructure in addition to the financial information provided in this report.

The second government-wide statement is the *Statement of Activities*, which reports how the City's net assets changed during the current fiscal year. All current year revenues and expenses are included regardless of when cash is received or paid. An important purpose of the design of the statement of activities is to show the financial reliance of the City's distinct activities or functions on revenues provided by the City's taxpayers.

Both government-wide financial statements distinguish governmental activities of the City that are principally supported by taxes and fees and on occasion grants from state and federal sources. Governmental activities include general government, public safety, public services, and culture and recreation. Business-type activities typically include water utilities, solid waste management, storm water drainage, golf courses, fairgrounds and stadium, ground transportation, and parking. Fiduciary activities such as assets that are held in a trustee or agency capacity are not included in government-wide statements since these assets are not available to fund City programs. The City currently has no fiduciary activities.

The City's financial reporting includes the funds of the City (primary government). The governmental activities include the City's basic services such as general administration. Property tax, Sales tax and Franchise tax finance most of these activities.

The government-wide financial statements are presented on pages 11-12 of this report.

#### *Fund Financial Statements*

A fund is an accountability unit used to maintain control over resources segregated for specific activities or objectives. The City uses funds to ensure and demonstrate compliance with finance related laws and regulations. Within the basic financial statements, fund financial statements focus on the City's most significant funds rather than the City taken as a whole. Major funds are separately reported while all others are combined into a single, aggregated presentation. The City of Bullard, Texas has a governmental fund, the General Fund and a proprietary fund for business type activities, utilities.

*Governmental funds* are reported in the fund financial statements and encompass essentially the same functions reported as governmental activities in the government-wide financial statements. However, the focus is very different with fund statements providing a distinctive view of the City's governmental funds. These statements report short-term fiscal accountability focusing on the use of expendable resources during the year and balances of expendable resources available at the end of the year. They are useful in evaluating annual financing requirements of governmental programs and the commitment of the expendable resources for the near-term.

Since the government-wide focus includes the long-term view, comparisons between these two perspectives may provide insight into the long-term impact of short-term financing decisions. Both the governmental fund balance sheet and the governmental fund statement of revenues, expenditures, and

CITY OF BULLARD, TEXAS  
MANAGEMENT'S DISCUSSION AND ANALYSIS  
SEPTEMBER 30, 2022

changes in fund balances provide reconciliation to the government-wide statements to assist in understanding the differences between the two perspectives.

The basic governmental fund financial statements are presented on pages 13-16 of this report.

*Proprietary funds* are used to report the same functions presented as business-type funds to account for its utility operations. Proprietary funds provide the same type of information as the government-wide financial statements, only in more detail. See reporting on pages 17-19 of this report.

The City adopts an annual budget for its General Fund, as required by the General Statutes. The budget is a legally adopted document that incorporates input from the citizens of the City, the management of the City, and the decisions of the council about which services to provide and how to pay for them. It also authorizes the City to obtain funds from identified sources to finance these current period activities. The budgetary schedule provided for the General Fund demonstrates how well the City complied with the budget ordinance and whether or not the City succeeded in providing the services as planned when the budget was adopted. The statement shows multiple columns: 1) the original and final budget as amended by the Council (if any changes); 2) the actual resources, charges to appropriations, and ending balances in the General Fund and 3) the difference or variance between the final budget and the actual resources and charges.

The budgetary comparison statement can be found on pages 41 and 42 of this report.

*Notes to the financial statements*

The accompanying notes to the financial statements provide information essential to a full understanding of the government-wide and fund financial statements. The notes to the financial statements begin immediately following the basic financial statements on page 20 of this report.

## FINANCIAL ANALYSIS OF THE CITY AS A WHOLE

As year-to year financial information is accumulated on a consistent basis, changes in net assets may be observed and used to discuss the changing financial position of the City as a whole.

Comparative data is accumulated and presented to assist analysis. The City's net assets at fiscal year-end are \$28,901,012. This is a \$7,983,834 increase above last year's net assets of \$20,917,177 primarily the result of Developer contributed infrastructure assets such as roads, water and sewer lines.

The largest portion of the City's Net Assets reflects its investments in capital assets (e.g. land, building, machinery and equipment) less any related debt used to acquire those assets that are still outstanding. The City uses these capital assets to provide services to citizens; consequently, these assets are not available for future spending.

The remaining balance of unrestricted net assets of \$4,559,428 may be used to meet the government's ongoing obligation to citizens and creditors.

The tables on the following page provide a summary of the City's Net Assets and Changes in Net Assets compared to the prior year balances.

CITY OF BULLARD, TEXAS  
MANAGEMENT'S DISCUSSION AND ANALYSIS  
SEPTEMBER 30, 2022

	Governmental Activities		Business-type Activities		Total Government	
	2022	2021	2022	2021	2022	2021
Current assets	\$ 3,125,717	\$ 4,201,275	\$ 6,828,504	\$ 3,750,179	\$ 9,954,221	\$ 7,951,454
Capital and deferred outflows	16,128,112	9,002,446	13,506,103	11,978,149	29,634,215	20,980,595
Total assets and deferred outflows	19,253,829	13,203,721	20,334,607	15,728,328	39,588,436	28,932,049
Long-term debt outstanding	606,331	938,480	5,493,832	4,099,736	6,100,163	5,038,216
Other liabilities and deferred inflows	2,719,589	1,888,816	1,867,673	1,087,839	4,587,262	2,976,655
Total liabilities and deferred inflows	3,325,920	2,827,296	7,361,505	5,187,576	10,687,425	8,014,871
Net assets:						
Invested in capital assets, net of debt	12,378,266	7,094,806	7,043,234	7,239,475	19,421,500	14,334,282
Restricted	743,521	649,908	-	-	743,521	649,908
Restricted infrastructure	358,713	2,029,120	3,706,272	1,685,285	4,064,985	3,714,405
Special Revenues	111,577	81,547	-	-	111,577	81,547
Unrestricted (deficit)	2,335,832	521,044	2,223,596	1,615,992	4,559,428	2,137,036
Total net assets	\$ 15,927,909	\$ 10,376,425	\$ 12,973,102	\$ 10,540,752	\$ 28,901,012	\$ 20,917,178
	Governmental Activities		Business-type Activities		Total Government	
	2022	2021	2022	2021	2022	2021
Program revenues:						
Charges for services	\$ 530,430	\$ 696,296	\$ 2,639,534	\$ 2,317,591	\$ 3,169,964	\$ 3,013,887
Interest income	20,858	9,710	15,694	217	36,552	9,927
Grant & construction match	-	-	-	-	-	-
General revenues:						
Property taxes	2,236,970	2,113,966	-	-	2,236,970	2,113,966
Franchise fees	256,855	238,213	-	-	256,855	238,213
Sales and use taxes	571,477	493,240	-	-	571,477	493,240
Total revenues	3,616,590	3,551,425	2,655,228	2,317,808	6,271,818	5,869,233
Program expenses						
General government	1,764,742	1,493,537	-	-	1,764,742	1,493,537
Street / park	241,457	233,301	-	-	241,457	233,301
Public safety	1,455,546	1,193,493	-	-	1,455,546	1,193,493
Debt service	88,486	110,245	-	-	88,486	110,245
Utilities	-	-	2,080,128	1,830,455	2,080,128	1,830,455
Total expenses	3,550,231	3,030,576	2,080,128	1,830,455	5,630,359	4,861,031
Net before transfers	66,359	520,849	575,100	487,353	641,459	1,008,202
Transfers	435,000	636,104	(435,000)	(636,104)	-	-
Transfers between Debt	(460,000)	(445,000)	460,000	445,000	-	-
Prior Period Adjustment	-	-	-	-	-	-
Developer Contributed Assets	5,510,125	-	1,832,250	-	7,342,375	-
Change in net assets	\$ 5,551,484	\$ 711,953	\$ 2,432,350	\$ 296,249	\$ 7,983,834	\$ 1,008,202



CITY OF BULLARD, TEXAS  
MANAGEMENT'S DISCUSSION AND ANALYSIS  
SEPTEMBER 30, 2022

## FINANCIAL ANALYSIS OF THE CITY'S FUNDS

As discussed, governmental funds are reported in the fund statements with a short-term, inflow and outflow of expendable resources. Governmental funds reported ending fund balances of \$2,518,432. Of this year-end total, \$1,304,621 is unassigned indicating a surplus for continuing City service requirements.

### *Major Governmental Funds*

*General Fund* - Taxes are collected by Smith County and remitted to Bullard. Other revenues that are received are from such miscellaneous sources as state sales tax sharing, franchise taxes, etc. The basic expenses of a governmental nature involve the maintaining of a city hall and the associated expenses of the city government, such as police and Court functions.

*Proprietary Fund* - The City has component utility units: the water, sewer, and garbage system. Although a part of the city, these operate primarily as businesses selling the services provided to the public. The business-type activities increased the City's net assets by \$2,432,350 after transfers and developer contributed assets.

## CAPITAL ASSETS

The City's investment in capital assets for the city as a whole, net of depreciation, as of September 30, 2022 amounted to \$28,667,480. These primarily include the City Hall Building, land, machinery, vehicles, and infrastructure assets.

At the end of the current physical year, the City had total long-term debt outstanding of \$7,400,069.

Additional information regarding the City of Bullard's capital assets can be found in Note IV on page 27 and long term debt note V on pages 28-29.

## GENERAL FUND BUDGETARY HIGHLIGHTS

The general fund budget and proprietary fund complied with financial policies approved by the City Council and maintained core services. The city continues to keep expenses at a minimum without effecting city services. This surplus will put the city on a more solid financial footing. A locally responsible budget has also helped create a surplus.

Additional budgetary comparisons are found on pages 41 and 42 of this report.

## ECONOMIC FACTORS AND NEXT YEAR'S BUDGET CONSIDERATIONS

During the upcoming year multiple developers plan to begin new construction in Bullard which should have a positive impact on utility revenues. Nearly all other income and expense items are expected to remain fairly constant.

CITY OF BULLARD, TEXAS  
MANAGEMENT'S DISCUSSION AND ANALYSIS  
SEPTEMBER 30, 2022

CONTACTING THE CITY'S FINANCIAL MANAGEMENT

This financial report is designed to provide our citizens, taxpayers, customers, and investors and creditors with a general overview of the City's finances and to show the City's accountability for the money it receives. If you have any questions about this report or need additional financial information, contact the Finance Department, at the City of Bullard, PO Box 107, Bullard, TX 75757.

CITY OF BULLARD, TEXAS  
STATEMENT OF NET ASSETS  
SEPTEMBER 30, 2022

	Governmental Activities	Business-Type Activities	Total	Component Unit
<b>Assets</b>				
Cash & equivalents	\$ 2,640,247	\$ 2,814,891	\$ 5,455,138	\$ 582,963
Investments	358,713	3,667,891	4,026,604	-
Receivables (net)	123,003	263,267	386,270	75,842
Inventory & Prepaids	3,754	82,455	86,209	-
Total current assets	<u>3,125,717</u>	<u>6,828,504</u>	<u>9,954,221</u>	<u>658,805</u>
<b>Capital assets</b>				
Land	35,842	47,116	82,958	-
Buildings	412,999	35,523	448,522	-
Machinery and equipment	1,578,151	721,301	2,299,452	-
Infrastructure	38,210,949	18,876,472	57,087,421	-
Construction in progress	1,693,105	152,806	1,845,911	-
Less accumulated depreciation	<u>(26,677,580)</u>	<u>(6,419,204)</u>	<u>(33,096,784)</u>	-
Total fixed assets	15,253,466	13,414,014	28,667,480	-
Right-of-Use asset	596,757	-	596,757	-
Deferred outflows pensions and OPEB	277,889	92,089	369,978	-
Total deferred outflows	<u>277,889</u>	<u>92,089</u>	<u>369,978</u>	-
Total assets and deferred outflows	<u>19,253,829</u>	<u>20,334,607</u>	<u>39,588,436</u>	<u>658,805</u>
<b>Liabilities</b>				
Accounts payable	115,326	64,940	180,266	1,876
Accrued liabilities	491,959	471,342	963,301	-
Refundable meter deposits	-	174,205	174,205	-
Net pension liability	501,524	166,208	667,732	-
Total OPEB liability	43,852	13,883	57,735	-
Deferred inflows pensions and OPEB	394,407	107,375	501,782	-
Bond premium, net amortization	-	145,578	145,578	-
Lease liability	596,757	-	596,757	-
Current - notes payable	575,764	724,142	1,299,906	49,931
Long-term - notes payable	606,331	5,493,832	6,100,163	139,974
Total liabilities and deferred inflows	<u>3,325,920</u>	<u>7,361,505</u>	<u>10,687,425</u>	<u>191,781</u>
<b>Net assets</b>				
Investment in capital assets, net	12,378,266	7,043,234	19,421,500	-
Restricted for debt service	743,521	-	743,521	-
Restricted for city infrastructure	358,713	3,706,272	4,064,985	-
Unrestricted	2,335,832	2,223,596	4,559,428	467,024
Unrestricted special revenues	111,577	-	111,577	-
Total net assets	<u>\$ 15,927,909</u>	<u>\$ 12,973,102</u>	<u>\$28,901,011</u>	<u>\$ 467,024</u>

The accompanying notes are an integral part of the financial statements.

CITY OF BULLARD, TEXAS  
STATEMENT OF ACTIVITIES  
FOR THE YEAR ENDED SEPTEMBER 30, 2022

Activities	Expenses	Revenues: Charges for Service	Net (Expense) / Revenue	Component Unit
Governmental:				
General administration	\$ 1,764,742	\$ 262,205	\$ (1,502,537)	\$ -
Public Safety	1,455,546	187,333	(1,268,213)	-
Street / Park	241,457	-	(241,457)	-
Debt service	88,486	-	(88,486)	-
Total governmental activities	<u>3,550,231</u>	<u>449,538</u>	<u>(3,100,693)</u>	<u>-</u>
Business type:				
Utility	<u>2,080,128</u>	<u>2,639,534</u>	<u>559,406</u>	<u>-</u>
Total business-type activities	<u>2,080,128</u>	<u>2,639,534</u>	<u>559,406</u>	<u>-</u>
Component Unit:				
Bullard Economic Development	<u>33,494</u>	<u>-</u>	<u>-</u>	<u>33,494</u>
Total component unit	<u>33,494</u>	<u>-</u>	<u>-</u>	<u>33,494</u>
	<u>Governmental Activities</u>	<u>Business-Type Activities</u>	<u>Total</u>	<u>Component Unit</u>
Change in net assets:				
Net (expense) / revenue	(3,100,693)	559,406	(2,541,287)	(33,494)
Property tax	2,236,970	-	2,236,970	-
Sales & use tax	571,477	-	571,477	285,739
Franchise tax	256,855	-	256,855	-
Investment income	20,858	15,694	36,552	3,838
Miscellaneous income	80,892	-	80,892	-
Transfers	<u>435,000</u>	<u>(435,000)</u>	<u>-</u>	<u>-</u>
Change in net assets	<u>501,359</u>	<u>140,100</u>	<u>641,459</u>	<u>256,083</u>
Transfers In Debt Fund	(460,000)	460,000	-	
Prior Period Adjustment	-	-	-	
Developer Contributed Assets	5,510,125	1,832,250	7,342,375	
Net Assets: Beginning	<u>10,376,425</u>	<u>10,540,752</u>	<u>20,917,177</u>	<u>210,941</u>
Net Assets: Ending	<u>\$ 15,927,909</u>	<u>\$ 12,973,102</u>	<u>\$ 28,901,011</u>	<u>\$ 467,024</u>

The accompanying notes are an integral part of the financial statements.

CITY OF BULLARD, TEXAS  
BALANCE SHEET - GOVERNMENTAL FUNDS  
SEPTEMBER 30, 2022

	General Fund	Construction Fund	Special Revenue Fund	Debt Service Fund	Total Governmental Funds
<b>Assets</b>					
Cash & equivalents	\$ 1,776,458	-	\$111,577	\$752,212	\$ 2,640,247
Investments	-	358,713	-	-	358,713
Receivables (net)	115,023	-	-	7,980	123,003
Inventory & Prepaids	3,754	-	-	-	3,754
Total Current Assets	<u>\$ 1,895,235</u>	<u>\$ 358,713</u>	<u>\$111,577</u>	<u>\$760,192</u>	<u>\$ 3,125,717</u>
<b>Liabilities</b>					
Accounts payable	\$ 115,326	\$ -	\$ -	\$ -	\$ 115,326
Accrued liabilities	475,288	-	-	16,671	491,959
Total Liabilities	<u>590,614</u>	<u>-</u>	<u>-</u>	<u>16,671</u>	<u>607,285</u>
<b>Fund Balances</b>					
Restricted for debt service	-	-	-	743,521	743,521
Restricted for city infrastructure	-	358,713	-	-	358,713
Unrestricted	1,304,621	-	-	-	1,304,621
Unrestricted special revenues	-	-	111,577	-	111,577
Total Fund Balances	<u>1,304,621</u>	<u>358,713</u>	<u>111,577</u>	<u>743,521</u>	<u>2,518,432</u>
Total Liabilities and Fund Balances	<u>\$ 1,895,235</u>	<u>\$ 358,713</u>	<u>\$111,577</u>	<u>\$760,192</u>	<u>\$ 3,125,717</u>

The accompanying notes are an integral part of the financial statements.

CITY OF BULLARD, TEXAS  
RECONCILIATION OF BALANCE SHEET - GOVERNMENTAL FUNDS  
TO THE STATEMENT OF NET ASSETS  
SEPTEMBER 30, 2022

Total Fund Balance - Total Governmental Funds	\$ 2,518,432
---	--------------

Amounts reported for government assets  
in the Statement of Net Assets are  
different because:

Capital assets, net, used in governmental activities are not current financial resources and, therefore, are not reported in the funds.	15,850,223
---	------------

Net other post employment benefit obligation in governmental activities does not require current financial resources and therefore is not reported in the governmental funds balance sheet.	(116,518)
--	-----------

Long-term liabilities including bonds payable, notes payable, total OPEB, and net pension liability, are not due in the current period and therefore, are not reported in the funds.	<u>(2,324,228)</u>
---	--------------------

Net Assets of Governmental Activities	<u><u>\$ 15,927,909</u></u>
---------------------------------------	-----------------------------

The accompanying notes are an integral part of the financial statements.

CITY OF BULLARD, TEXAS  
STATEMENT OF REVENUES, EXPENDITURES AND  
CHANGES IN FUND BALANCE - GOVERNMENTAL FUNDS  
FOR THE YEAR ENDED SEPTEMBER 30, 2022

	General Fund	Construction Fund	Special Revenue Fund	Debt Service Fund	Total Governmental Funds
<b>Revenues</b>					
Property tax	\$ 1,104,871	\$ -	\$ -	\$1,132,099	\$ 2,236,970
Sales & use tax	571,477	-	-	-	571,477
Franchise tax	247,928	-	8,927	-	256,855
Charges for services	59,485	-	-	-	59,485
Building permits and fees	202,720	-	-	-	202,720
Fines	165,380	-	21,953	-	187,333
Interest income	10,469	10,389	-	-	20,858
Grant match	8,227	-	-	-	8,227
BEDCO construction match	-	-	-	-	-
Miscellaneous income	72,665	-	-	-	72,665
<b>Total Revenues</b>	<b>2,443,222</b>	<b>10,389</b>	<b>30,880</b>	<b>1,132,099</b>	<b>3,616,590</b>
<b>Expenditures</b>					
General administration	614,694	-	850	650	616,194
Municipal court	126,308	-	-	-	126,308
Police	1,322,181	-	-	-	1,322,181
Street and park department	241,457	-	-	-	241,457
Capital outlay	231,040	1,680,796	-	-	1,911,836
Debt service: Principal	113,082	-	-	950,000	1,063,082
Debt service: Interest	7,057	-	-	87,836	94,893
<b>Total Expenditures</b>	<b>2,655,819</b>	<b>1,680,796</b>	<b>850</b>	<b>1,038,486</b>	<b>5,375,951</b>
<b>Other Financing Sources</b>					
Debt issued	284,481	-	-	-	284,481
Operating Transfers In / (Out)	435,000	-	-	-	435,000
<b>Total Other Financing</b>	<b>719,481</b>	<b>-</b>	<b>-</b>	<b>-</b>	<b>719,481</b>
<b>Net Change in Fund Balances</b>	<b>506,884</b>	<b>(1,670,407)</b>	<b>30,030</b>	<b>93,613</b>	<b>(1,039,880)</b>
<b>Fund Balances: Beginning</b>	<b>797,737</b>	<b>2,029,120</b>	<b>81,547</b>	<b>649,908</b>	<b>3,558,312</b>
<b>Fund Balances: Ending</b>	<b>\$ 1,304,621</b>	<b>\$ 358,713</b>	<b>\$111,577</b>	<b>\$ 743,521</b>	<b>\$ 2,518,432</b>

The accompanying notes are an integral part of the financial statements.

CITY OF BULLARD, TEXAS  
RECONCILIATION OF STATEMENT OF REVENUES, EXPENDITURES AND  
CHANGES IN FUND BALANCES - GOVERNMENTAL FUNDS  
TO THE STATEMENT OF ACTIVITIES  
FOR THE YEAR ENDED SEPTEMBER 30, 2022

Net Change in Fund Balance - Total Governmental Funds \$ (1,039,880)

Amounts reported for government activities  
in the Statement of Activities are  
different because:

Governmental funds report capital outlay as expenditures  
However, in the government-wide statement of  
activities and changes in net assets, the cost of  
those assets is allocated over their estimated useful  
lives as depreciation expense. This is the amount  
of capital assets recorded in the current period.  
(net of any new debt proceeds below) 1,911,836

Depreciation expense on capital assets is reported in  
the government-wide statement of activities and  
changes in net assets, but they do not require  
the use of current financial resources. Therefore,  
depreciation expense is not reported as an expenditure  
in governmental funds. (932,105)

Government funds report all payments to pension  
benefits as expenditures. However in the government-wide  
statement of activities the pension expense is actuarially  
determined. (Paid to TMRS - Actuary Expense) (217,097)

The issuance of long-term debt (e.g. bonds) provides current  
financial resources to governmental funds, while the  
repayment of the principal of long-term debt consumes the  
current financial resources of governmental funds. Neither  
transaction, however, has any effect on net position. 778,605

Change Net Assets of Governmental Activities \$ 501,359

The accompanying notes are an integral part of the financial statements.



CITY OF BULLARD, TEXAS  
STATEMENT OF NET ASSETS - PROPRIETARY FUND  
SEPTEMBER 30, 2022

	Business-Type Activities (Utility Fund)
Assets	
Cash & equivalents	\$ 2,814,891
Investments	3,667,891
Receivables (net)	263,267
Inventory	82,455
Total Current Assets	<u>6,828,504</u>
Capital assets	
Land	47,116
Buildings	35,523
Machinery and equipment	721,301
Infrastructure	18,876,472
Construction in progress	152,806
Less accumulated depreciation	<u>(6,419,204)</u>
Total Fixed Assets	<u>13,414,014</u>
Deferred outflows	
related to pensions and OPEB	<u>92,089</u>
Total deferred outflows	<u>92,089</u>
Total assets and deferred outflows	<u><u>\$ 20,334,607</u></u>
Liabilities	
Accounts Payable	\$ 64,940
Accrued Liabilities	471,342
Refundable Meter Deposits	174,205
Net Pension Liability	166,208
Total OPEB Liability	13,883
Deferred inflows pensions and OPEB	107,375
Bond premium, net amortization	145,578
Current - Notes Payable	724,142
Long-term - Notes Payable	<u>5,493,832</u>
Total Liabilities and deferred inflows	<u>7,361,505</u>
Net Assets	
Investment in capital assets, net	7,043,234
Unrestricted	2,223,596
Restricted Net Assets	<u>3,706,272</u>
Total Net Assets	<u>12,973,102</u>
Total Liabilities and Net Assets	<u><u>\$ 20,334,607</u></u>

The accompanying notes are an integral part of the financial statements.

CITY OF BULLARD, TEXAS  
STATEMENT OF REVENUES, EXPENSES AND CHANGES IN FUND BALANCE  
PROPRIETARY FUND  
FOR THE YEAR ENDED SEPTEMBER 30, 2022

	Business-type Activities (Utility Operations Fund)
Revenues	
Water	\$ 1,328,824
Garbage	507,773
Sewer	599,859
Utility - other	203,076
Total Revenues	<u>2,639,532</u>
Expenses	
Personnel	487,740
Supplies	114,556
Repairs & maintenance	184,642
Contract services	666,255
Debt service	25,591
Capital purchases (excluding CIP)	74,738
Capital depreciation and amortization	538,822
Total Expenses	<u>2,092,344</u>
Other	
Transfers In / (Out)	(435,000)
Interest income	15,694
Interest expense and closing costs	(88,111)
Total Other	<u>(507,417)</u>
Change in Net Assets	39,771
Transfers In Debt Fund	460,000
Proprietary Fund exclude balance sheet expenses	100,329
Prior Period Adjustment	-
Developer Contributed Assets	1,832,250
Net Assets: Beginning	10,540,752
Net Assets: Ending	<u>\$ 12,973,102</u>

The accompanying notes are an integral part of the financial statements.

CITY OF BULLARD, TEXAS  
STATEMENT OF CASH FLOWS - PROPRIETARY FUND  
FOR THE YEAR ENDED SEPTEMBER 30, 2022

	<u>Business-type Activities (Utility Operations Fund)</u>
Cash flows from operating activities:	
Receipts from customers and users	\$ 2,643,909
Payments to suppliers	(512,293)
Payments to employees	(487,740)
Net cash provided by operating activities	<u>1,643,876</u>
Cash flows from noncapital financing activities:	
Transfers In (Out) from Other Funds	25,000
Transfers In (Out) from TexPool Investment Funds	(1,857,574)
Net cash provided (used) by noncapital financing activities	<u>(1,832,574)</u>
Cash flows from capital and related financing activities:	
Principal payments on longterm debt	(485,591)
New loan proceeds	2,118,248
New developer contributed capital assets	1,832,250
Acquisition and construction of capital assets	(2,056,201)
Net cash provided (used) by capital and related financing activities	<u>1,408,706</u>
Net increase (decrease) in cash and cash equivalents	1,220,008
Cash and cash equivalents at beginning of year	<u>1,594,883</u>
Cash and cash equivalents at end of year	<u>\$ 2,814,891</u>
Reconciliation of operating income (loss) to net cash provided by operating activities:	
Operating income (loss)	\$ 459,077
Adjustments to reconcile operating income (loss) to net cash provided by operating activities:	
Depreciation and amortization	538,822
Bond premium amortized against interest expense	(17,588)
Proprietary Fund exclude balance sheet expenses	100,329
(Increase) decrease in accounts receivable	15,127
(Increase) decrease in other assets	(10,750)
Increase (decrease) in liabilities	558,859
Total adjustments	<u>1,184,799</u>
Net cash provided by operating activities	<u>\$ 1,643,876</u>

The accompanying notes are an integral part of the financial statements.

CITY OF BULLARD, TEXAS  
NOTES TO FINANCIAL STATEMENTS  
SEPTEMBER 30, 2022

NOTE I. SUMMARY OF SIGNIFICANT ACCOUNTING POLICIES

*A. Introduction*

The accounting and reporting framework and the more significant accounting principles and practices of the City of Bullard, Texas (City) are discussed in subsequent sections of this Note. The remaining notes are organized to provide explanations, including required disclosures of the City's financial activities for the fiscal year ended September 30, 2022.

*B. Financial Reporting Entity*

Bullard is a City in northern Cherokee and southern Smith Counties in the state of Texas. It lies at the intersection of U.S. Route 69 and Farm-to-Market Roads 2137, 2493, and 344, about 12 miles south of Tyler. The current estimated population is 4,000.

The City of Bullard, Texas, (the "City") operates under a Council - Manager Form of government and provides the following services: recreation, utilities, general administrative services, public safety (police), streets, public improvements and planning and zoning.

Based on the primary accountability for fiscal matter, authority to make decisions, appoint administrators and managers, and significantly influence operations, the City meets the definition of a "Financial Reporting Entity" as defined by GASB statement 14.

Bullard Economic Development Corporation (the Corporation) has been included in the reporting entity as a discretely presented component unit. The Corporation is a non-profit entity that promotes the creation of new and expanded industry and manufacturing activity with the City. The Corporation's board of directors is appointed by and serves at the discretion of City Council. City Council approval is required for the annual budget and the issuance of any debt. In the event of dissolution, any assets of the Corporation will be transferred to the City. Separate financial statements of the Corporation may be obtained from the Finance Department of the City.

The accompanying financial statements present the City's primary government.

*C. Basis of Presentation*

Government-Wide and Fund Financial Statements

The government-wide focus is more on the sustainability of the City as an entity and the change in aggregate financial position resulting from the activities of the fiscal period. The focus of the fund financial statements is on the individual fund of the governmental categories. Each presentation provides valuable information that can be analyzed and compared to enhance the usefulness of the information.

Government-Wide Financial Statements

The government-wide financial statements include the Statement of Net Assets and the Statement of Activities. These statements report financial information of the City as a whole.

CITY OF BULLARD, TEXAS  
NOTES TO FINANCIAL STATEMENTS  
SEPTEMBER 30, 2022

The government has a Proprietary Fund other than the General Fund and one component unit. Therefore, the statements distinguish between governmental and business type activities, one being generally supported by taxes and City general revenues, while the other is generally financed with fees charged to external customers.

The Statement of Activities reports the expenses of a given function offset by program revenues directly connected with the functional program. A function is an assembly of similar activities that captures the expenses and program revenues associated with a distinct functional activity. Program revenue includes charges for services, which report fees and other charges to users of the City's services (specifically permit fees). Taxes and other revenue sources not properly included with program revenues are reported as general revenues.

Fund Financial Statements

Fund financial statements are provided for governmental funds and proprietary funds.

The General Fund is the main operating fund of the City. This fund is used to account for all financial resources not accounted for in the other funds. All general tax revenues and other receipts that are not restricted by law or contractual agreement to some other fund are accounted for in this fund. General operating expenditures, fixed charges and capital improvement costs that are not paid through other funds are paid from the General Fund.

The Debt Service Fund is used to account for the accumulation of financial resources for the payment of principal, interest and related costs on general long-term debt paid primarily from taxes levied by the City. The fund balance of the Debt Service Fund is restricted exclusively for debt service expenditures.

Proprietary funds distinguish operating revenues and expenses from non-operating items. Operating revenues and expenses generally result from providing services and producing and delivering goods in connection with a proprietary fund's principal ongoing operations. Operating expenses for the proprietary funds include the cost of personnel and contractual services, supplies and depreciation on capital assets. All revenues and expenses not meeting this definition are reported as non-operating revenues and expenses.

*D. Basis of Accounting*

Measurement focus refers to what is being measured; basis of accounting refers to when revenues and expenditures are recognized in the accounts and reported in the financial statements. Basis of accounting relates to the timing of the measurement made, regardless of the measurement focus applied.

The government-wide statements and fund financial statements for proprietary funds are reported using the economic resources measurement focus and the accrual basis of accounting. The economic resources measurement focus means all assets and liabilities (whether current or noncurrent) and all deferred inflows and outflows of resources are included on the Statement of Net Position and the operating statements present increases (revenues) and decreases (expenses) in net position. Under the accrual basis of accounting,

CITY OF BULLARD, TEXAS  
NOTES TO FINANCIAL STATEMENTS  
SEPTEMBER 30, 2022

revenues are recognized when earned, including unbilled water and sewer services which are accrued. Expenses are recognized at the time the liability is incurred.

Governmental fund financial statements are reported using the current financial resources measurement focus and are accounted for using the modified accrual basis of accounting. Under the modified accrual basis of accounting, revenues are recognized when susceptible to accrual; i.e., when they become both measurable and available. "Measurable" means the amount of the transaction can be determined and "available" means collectible within the current period or soon enough thereafter to be used to pay liabilities of the current period. The City considers revenues as available if they are collected within 60 days after year-end. Expenditures are recorded when the related fund liability is incurred. However, debt service expenditures, except for interest payable accrued at the debt issuance date for which cash is received with the debt proceeds, as well as expenditures related to compensated absences are recorded only when payment has matured and will be payable shortly after year-end.

The revenues susceptible to accrual are property taxes, franchise fees, licenses, charges for service, interest income and intergovernmental revenues. Sales taxes collected and held by the state at year-end on behalf of the government are also recognized as revenue. All other governmental fund revenues are recognized when received, as they are deemed immaterial.

Allocation of indirect expenses: The City currently has no indirect expenses.

Estimates - The preparation of financial statements in accordance with generally accepted accounting principles requires management to make certain estimates and assumptions that affect certain reported amounts. Accordingly, actual results could differ from those estimates.

*E. Financial Statement Amounts*

Cash and Equivalents – The City's cash and cash equivalents are considered to be cash on hand, demand deposits and short-term investments with original maturities of three months or less from the date of acquisition.

For purposes of the statement of cash flows, the Proprietary Fund considers all highly liquid investments (including restricted assets) with a maturity of three months or less when purchased to be cash equivalents.

The City's temporary investments were deposited in TexPool, a state depository. The Fair Market balance at September 30, 2022 was \$4,026,604. The large balance is due to Bond funds that have not yet been spent on designated capital projects.

Receivables – Account receivables are shown net with an allowance and customer unapplied credits totaling (\$21,015) General and Utility fund. Property taxes levied on October 1 are recorded as deferred revenue and then recognized as revenue during the year as the taxes are actually received.

CITY OF BULLARD, TEXAS  
NOTES TO FINANCIAL STATEMENTS  
SEPTEMBER 30, 2022

Inventory – Consists of utility line pipe purchased near year-end and is stated at cost. These parts are not inventory as defined by generally accepted accounting principles (ARB 43, ch 4, par2), therefore audit procedures which are normally applied to inventory, were not performed.

Capital Assets – Capital assets, which include property, plant, equipment, and infrastructure assets, are reported in the applicable governmental or business-type activities columns in the government-wide financial statements and in the fund financial statements for proprietary funds. All capital assets are valued at historical cost or estimated historical cost if actual historical is not available. Donated assets are valued at their fair market value on the date donated. Repairs and maintenance are recorded as expenses. Renewals and betterments are capitalized. Interest had not been capitalized during the construction period on property, plant and equipment.

Assets capitalized, not including infrastructure assets, have an original cost of \$1,000 or more and over five years of useful life. Infrastructure assets capitalized have an original cost of \$5,000 or more. Depreciation has been calculated on each class of depreciable property using the straight-line method. Estimated useful lives are as follows:

Buildings	20-50 years
Water and Sewer System	30-50 years
Infrastructure	20-35 years
Machinery and Equipment	5-10 years

Impairment of Long-lived Assets – the City reviews potential impairments of long-lived assets when there is evidence that events or changes in circumstances have made the recovery of an asset's carrying value unlikely. An impairment loss is recognized if the sum of the expected, undiscounted future cash flows is less than the net book value of the asset. Generally, the amount of the impairment loss is measured as the excess of the net book value of the assets over the estimated fair value. As of September 30, 2022, no impairment of long-lived assets is necessary.

Long-Term Obligations – In the government-wide financial statements and proprietary fund types in the fund financial statements, long-term debt and other long-term obligations are reported as liabilities in the applicable governmental activities, business type activities, or proprietary fund type statement of net position. Bond premium or discount are deferred and amortized over the life of the bonds using the effective interest method. Bonds payable are reported net of the related bond premiums or discount.

Deferred Outflows/Inflows of Resources – In addition to assets, the statement of financial position and/or balance sheet reports a separate section for deferred outflows of resources. This separate financial statement element, deferred outflows of resources, represents a consumption of net position that applies to a future period(s) and so will not be recognized as an outflow of resources (expense/expenditure) until then. The City has the following items that qualify for reporting in this category.

CITY OF BULLARD, TEXAS  
NOTES TO FINANCIAL STATEMENTS  
SEPTEMBER 30, 2022

- Deferred charges on refundings – A deferred charge on refunding results from the difference in the carrying value of refunded debt and its reacquisition price. This amount is deferred and amortized over the shorter of the life of the refunded or refunding debt.
- Pension/OPEB contributions after measurement date – These contributions are deferred and recognized in the following fiscal year.
- Differences between actuarial assumptions used and actual experience for determination of pension or OPEB liability – These differences are deferred and recognized over the estimated average remaining lives of all members determined as of the measurement date.
- Changes in actuarial assumptions used to determine pension or OPEB liability – This difference is deferred and amortized over the estimated average remaining lives of all members determined as of the measurement date.

In addition to liabilities, the statement of financial position and/or balance sheet will sometimes report a separate section for deferred inflows of resources. This separate financial statement element, deferred inflows of resources, represents an acquisition of net position that applies to a future period(s) and so will not be recognized as an inflow of resources (revenue) until that time. This year, the City has the following items that qualify for reporting in this category.

- Difference in projected and actual earnings on pension assets – This difference is deferred and amortized over a closed five-year period.
- Difference in expected and actual pension or OPEB experience is deferred and recognized over the estimated average remaining lives of all members determined as of the measurement date.
- Changes in actuarial assumptions used to determine pension or OPEB liability – This difference is deferred and amortized over the estimated average remaining lives of all members determined as of the measurement date.

Pensions – For purposes of measuring the net pension liability, deferred outflows of resources and deferred inflows of resources related to pensions, and pension expense, information about the Fiduciary Net Position of the Texas Municipal Retirement System (TMRS) and additions to/deductions from TMRS's Fiduciary Net Position have been determined on the same basis as they are reported by TMRS. For this purpose, plan contributions are recognized in the period that compensation is reported for the employee, which is when contributions are legally due. Benefit payments and refunds are recognized when due and payable in accordance with the benefit terms. Investments are reported at fair value.

Fund Equity – GASB Statement No. 54, "Fund Balance Reporting and Governmental Fund Type Definitions." provides more clearly defined fund balance categories to make the nature and extent of the constraints placed on a government's fund balances more transparent. The following classifications describe the relative strength of the spending constraints:

- *Nonspendable fund balance* – includes the portion of net resources that cannot be spent because of their forms (i.e., inventory, long-term debt, or prepaid items) or because they must remain intact such as the principal of an endowment.



CITY OF BULLARD, TEXAS  
NOTES TO FINANCIAL STATEMENTS  
SEPTEMBER 30, 2022

- *Restricted fund balance* – includes the portion of net resources on which limitations are imposed by creditors, grantors, contributors, or by laws or regulations of other governments (i.e., externally imposed limitations). Amounts can be spent only for the specific purposes stipulated by external resource providers or as allowed by law through constitutional provisions or enabling legislation.
- *Committed fund balance* – includes the portion of net resources on which the City Council has imposed limitations on use. Amounts that can be used only for the specific purposes determined by a resolution of the City Council. The resolution must be approved before the end of the fiscal year in which the commitment will be reflected on the financial statements.
- *Assigned fund balance* – includes the portion of net resources for which an intended use has been established by the City Council or the City official authorized to do so by the City Council. Assignment of fund balance is much less formal than commitments and does not require formal action for their imposition or removal.
- *Unassigned fund balance* – includes the amounts in excess of what can properly be classified in one of the other four categories of fund balance. It is the residual classification and includes all amounts not contained in other classifications. Unassigned amounts are technically available for any purpose.

When both restricted and unrestricted resources are available for use, it is the City's policy to use restricted resources first and then unrestricted resources as needed.

## NOTE II. COMPLIANCE AND ACCOUNTABILITY

### Finance-Related Legal and Contractual Provisions

- In accordance with GASB Statement No. 38, "Certain Financial Statement Note Disclosures," violations of finance-related legal and contractual provisions, if any, are reported below, along with actions taken to address such violations:

Violation

None Reported

Action Taken

Not applicable

### Deficit Fund Balance or Fund Net Position of Individual Funds

- Following are funds having deficit fund balances or net position at year end, if any, along with remarks which address such deficits:

Fund Name

None Reported

Deficit Amount

Not applicable

CITY OF BULLARD, TEXAS  
NOTES TO FINANCIAL STATEMENTS  
SEPTEMBER 30, 2022

Budgets and Budgetary Accounting

- The Texas Uniform Budget Law requires each mayor or city manager to prepare a budget each year to cover all the expenditures of the municipality for the succeeding year. The budget should be filed with the municipal clerk at least 30 days prior to the setting of a tax levy by the city. Not less than 15 days prior to the levying of taxes a public hearing should be held, after being duly advertised. After this the Council should adopt the budget. The City complied with state requirements.

NOTE III. DEPOSITS AND INVESTMENTS

The City's funds are required to be deposited and invested under the terms of a depository contract. The depository bank deposits for safekeeping and trust with the City's agent bank approved pledged securities in an amount sufficient to protect City funds on a day-to-day basis during the period of the contract. The pledge of approved securities is waived only to the extent of the depository banks dollar amount of Federal Deposit Insurance Corporation ("FDIC") insurance.

- Cash Deposits – At September 30, 2022, the carrying amount of the City's deposits (cash, certificates of deposit, and interest-bearing savings accounts included in temporary investments) was \$9,481,741. The City's cash deposits at September 30, 2022 and during the year ended September 30, 2022 were entirely covered by FDIC insurance and pledged securities.
- Investments – TexPool is a local government investment pool created on behalf of Texas entities whose investment objectives are preservation and safety of principal, liquidity and yield consistent with the Public Funds Investment Act. TexPool currently provides investment services to over 1,700 communities throughout the State. The TexPool program offers a convenient and effective choice for the investment of local funds. As a AAA rated local government investment pool, TexPool is committed to maintaining safety and stability.

TexPool's investment authority is derived from the Public Funds Investment Act. Certain specific securities authorized under the provisions of this Act have been authorized and approved by the Comptroller as acceptable investment vehicles. TexPool funds may be invested in the following:

Government Securities

TexPool Funds may be invested in obligations of the United States, its agencies or instrumentalities.

Money Market Mutual Funds

TexPool funds may be invested in a no-load money mutual fund, which is regulated by the Securities and Exchange Commission. The money market fund must be rated "AAA" or its equivalent by at least one nationally recognized investment rating firm.

CITY OF BULLARD, TEXAS  
NOTES TO FINANCIAL STATEMENTS  
SEPTEMBER 30, 2022

NOTE IV. CAPITAL ASSETS

The following tables provide a summary of changes in capital assets:

Capital Assets Activity - Governmental

	<u>09/30/21</u>	<u>Increases</u>	<u>Decreases</u>	<u>09/30/22</u>
Capital Assets				
Land	\$ 35,842	\$ -	\$ -	\$ 35,842
Buildings	412,999	-	-	412,999
Machinery and Equipment	1,344,625	408,255	(174,729)	1,578,151
Infrastructure	32,682,624	5,528,325	-	38,210,949
Construction in Progress	168,107	1,525,569	(570)	1,693,106
Total Depreciable:	34,644,196	7,462,149	(175,299)	41,931,047
Less Accumulated Depreciation	(25,880,587)	(932,105)	135,111	(26,677,581)
Total Capital Assets	<u>\$ 8,763,609</u>	<u>\$ 6,530,044</u>	<u>\$ (40,188)</u>	<u>\$ 15,253,466</u>

Capital Assets Activity - Business Type

	<u>09/30/21</u>	<u>Increases</u>	<u>Decreases</u>	<u>09/30/22</u>
Capital Assets				
Land	\$ 47,116	\$ -	\$ -	\$ 47,116
Buildings	25,889	9,634	-	35,523
Machinery and Equipment	737,989	102,945	(119,634)	721,300
Infrastructure	17,013,814	1,862,659	-	18,876,473
Construction in Progress	71,841	80,965	-	152,806
Total Depreciable:	17,896,649	2,056,203	(119,634)	19,833,218
Less Accumulated Depreciation	(6,000,016)	(538,822)	119,634	(6,419,204)
Total Capital Assets	<u>\$ 11,896,634</u>	<u>\$ 1,517,381</u>	<u>\$ -</u>	<u>\$ 13,414,014</u>

*\*\* Additions to fixed assets in 2022 consisted of 8 new police vehicles, 2 new city vehicles, 2 new utility trucks, utility trailer, utility generator, water meters, developer infrastructure, new police radios, police guns, police laptops, drainage improvements and misc. equipment.*

*\*\* Open CIP projects as of year end expected to be completed in 2023  
(Widening Main Street and the Waste Water Treatment Plant.)*

CITY OF BULLARD, TEXAS  
NOTES TO FINANCIAL STATEMENTS  
SEPTEMBER 30, 2022

NOTE V. LONG-TERM OBLIGATIONS

Government-Type Activities

In December 2017, the City borrowed \$22,181 from Texas National Bank for a 2007 Case Loader. The interest rate is 3.00% with payments of \$1,476 due quarterly. PAID OFF in December 2021.

In September 2019, the City borrowed from American National Leasing Company for the purchase of a 2019 Tahoe Police PPV. The loan amount was \$43,378 and bears interest at the rate of 3.99%. Payments are due in 3 annual payments of \$12,746, \$12,746, \$12,746 and remaining payoff of \$9,000. PAID OFF in September 2022.

In September 2019, the City borrowed from American National Leasing Company for the purchase of a 2019 Tahoe Police PPV. The loan amount was \$49,784 and bears interest at the rate of 3.99%. Payments are due in 3 annual payments of \$15,054, \$15,054, \$15,054 and remaining payoff of \$9,000. PAID OFF in February 2022 by insurance proceeds after accident.

In July 2020, the City borrowed from American National Leasing Company for the purchase of a 2020 Tahoe Police PPV. The loan amount was \$49,082 and bears interest at the rate of 2.85%. Payments are due in 3 annual payments of \$14,385, \$14,385, \$14,385 and remaining payoff of \$9,000. Maturity July 30, 2023.

In July 2020, the City borrowed from American National Leasing Company for the purchase of a 2020 Tahoe Police PPV. The loan amount was \$49,082 and bears interest at the rate of 2.85%. Payments are due in 3 annual payments of \$14,385, \$14,385, \$14,385 and remaining payoff of \$9,000. Maturity July 30, 2023.

In October 2021, the City borrowed from American National Leasing Company for the purchase of a 2021 Tahoe Police PPV. The loan amount was \$58,922 and bears interest at the rate of 2.75%. Payments are due in 3 annual payments of \$17,724, \$17,724, \$17,724 and remaining payoff of \$9,000. Maturity September 1, 2024.

In October 2021, the City borrowed from American National Leasing Company for the purchase of a 2021 Tahoe Police PPV. The loan amount was \$59,140 and bears interest at the rate of 2.75%. Payments are due in 3 annual payments of \$17,800, \$17,800, \$17,800 and remaining payoff of \$9,000. Maturity September 1, 2024.

In October 2021, the City borrowed \$25,064 from US Bank for Motorola Radios. The interest rate is 5.20% with payments of \$9,180 due annually. Expected pay off in September 2024.

In July 2022, the City borrowed \$209,603 from Austin Bank for the purchase of 6 Ford F250s (split 4 to General Fund and 2 to Utility Fund). The interest rate is 3.75% with payments of \$18,566.94 due quarterly. Expected pay off in July 2025.

The City of Bullard, Limited Tax Note, Series 2019 was issued September 30, 2019, in the amount of \$1,029,000 and bears interest at the rate of 2.05%. Principal payments began in February 2020. PAID OFF in 2022.

CITY OF BULLARD, TEXAS  
NOTES TO FINANCIAL STATEMENTS  
SEPTEMBER 30, 2022

The City of Bullard, Limited Tax Note, Series 2020 was issued September 29, 2020, in the amount of \$1,035,000 and bears interest at the average rate 0.95%. Principal payments began in February 2021. Expected payoff 2024.

*\*\* The City also entered into a 20-year Police Building Rental Agreement in 2021. The city accounts for this using GASB 87 and the ROU Asset / Lease Liability are discussed later in this report.*

Principal and interest payments projected for the following four years:

	<u>Principal</u>	<u>Interest</u>
2023	\$ 575,764	\$ 15,738
2024	556,355	7,106
2025	<u>49,974</u>	<u>1,158</u>
TOTAL	\$ 1,182,093	\$ 24,002

Business-Type Activities

The City of Bullard, Texas Combination Tax and Revenue Certificate of Obligation, Series 2011 were issued April 4, 2011, in the amount of \$1,534,800 and bear interest at the rate of 3.970%. Principal payments began in April 2014. Expected payoff 2026.

The City of Bullard, Texas General Obligation Refunding Bonds, Series 2016 were issued July 11, 2016, in the principal amount of \$3,755,000 plus a \$210,513 premium and less an underwriter's discount of \$31,597. These bonds bear interest at 2% over the first 3 years and then the rate increases to 3%. Principal payments began in September 2016. Expected payoff 2029.

In June 2019, the City borrowed \$99,890 from Austin Bank for a 2009 Sterling Chassis Sewer Vac Truck. The interest rate is 3.25% with payments of \$6,690 due quarterly. Maturity June 2023.

In July 2022, the City borrowed \$209,603 from Austin Bank for the purchase of 6 Ford F250s (split 4 to General Fund and 2 to Utility Fund). The interest rate is 3.75% with payments of \$18,566.94 due quarterly. Expected pay off in July 2025.

The City of Bullard, Texas Combination Tax and Revenue Certificate of Obligation, Series 2021 were issued August 12, 2021, in the amount of \$1,735,000 and bear interest at the rate of 4% for the first 10 years and then reduced to 2% for the remainder of the term. Principal payments begin in August 2025. Expected payoff August 2048.

The City of Bullard, Texas Combination Tax and Revenue Certificate of Obligation, Series 2022 were issued September 8, 2022, in the amount of \$2,050,000 and bear interest at the rate of 2.76%. Principal payments begin in August 2023. Expected payoff August 2027.

Principal and interest payments projected for the following five years:

	<u>Principal</u>	<u>Interest</u>
2023	\$ 724,142	\$ 175,304
2024	759,276	156,460
2025	1,095,557	132,711
2026	1,112,000	99,279
2027 and subsequent years	<u>2,527,000</u>	<u>524,769</u>
TOTAL	\$ 6,217,975	\$ 1,088,523

CITY OF BULLARD, TEXAS  
NOTES TO FINANCIAL STATEMENTS  
SEPTEMBER 30, 2022

NOTE VI. PROPERTY TAXES

Property taxes are levied by October 1 in conformity with Subtitle E, Texas Property Tax Code. Taxes are due on receipt of the tax bill and are delinquent if not paid before February 1, of the year following the year in which imposed. On January 1 of each year, a tax lien attaches to property to secure the payment of all taxes, penalties, and interest ultimately imposed. Property tax revenues are considered available when they become due or past due and receivable within the current period, including those expected to be collected during a 60-day period after the close to the City's fiscal year.

NOTE VII. INSURANCE COVERAGE

General Insurance - In accordance with the state statute, the City is protected against unanticipated catastrophic individual or aggregate loss by stop-loss coverage carried through Texas Municipal League, a commercial insurer licensed or eligible to do business in Texas in accordance with the Texas Insurance Code. Stop-loss coverage was in effect for individual claims exceeding \$125,000 and for aggregate loss. According to the latest actuarial opinion dated October 1, 2021, the unfunded claim benefit obligation included no reported claims that were unpaid and no estimated claims incurred, but not reported.

Health Insurance - During the year-ended September 30, 2022, the employees of the City were covered by a health and dental insurance plan (the Plan). The City paid the insurance premiums for each employee to the Plan and employees, at their option, authorized payroll withholding to pay premiums for dependents. Employees can, at their option, obtain coverage for vision insurance through the Plan. Employees pay 100% of the premiums for any such additional insurance coverage.

NOTE VIII. RISK MANAGEMENT COVERAGE

The City is exposed to various risks of loss related to torts; theft of, damage to, and destruction of assets; errors and omissions; injuries to employees; and natural disasters. The City has general liability coverage at a cost that is considered to be economically justifiable by joining together with other governmental entities in the State as a member of the Texas Municipal League Intergovernmental Risk Pool ("TML"). TML is a self-funded pool operating as a common risk management and insurance program. The City pays quarterly premiums to TML for the coverage described above. The agreement for the formation of TML provides that TML will be self-sustaining through member premiums and will reinsure through commercial companies for claims in excess of acceptable risk levels; however, each category has its own level of reinsurance. There were no significant reductions in commercial insurance coverage in the past fiscal year and settled claims resulting from these risks have not exceeded coverage in any of the past three years.

CITY OF BULLARD, TEXAS  
NOTES TO FINANCIAL STATEMENTS  
SEPTEMBER 30, 2022

NOTE IX. EMPLOYEE PENSION PLAN

**A. Plan Description**

The City participates as one of 901 plans in the defined benefit cash-balance plan administered by the Texas Municipal Retirement System (TMRS). TMRS is a statewide public retirement plan created by the State of Texas and administered in accordance with the TMRS Act, Subtitle G, Title 8, Texas Government Code (the TMRS Act) as an agent multiple-employer retirement system for employees of Texas participating cities. The TMRS Act places the general administration and management of TMRS with a six-member, Governor-appointed Board of Trustees; however, TMRS is not fiscally dependent on the State of Texas. TMRS issues a publicly available Comprehensive Annual Financial Report (Annual Report) that can be obtained at [www.tmrs.com](http://www.tmrs.com).

All eligible employees of the city are required to participate in TMRS.

**B. Benefits Provided**

TMRS provides retirement, disability, and death benefits. Benefit provisions are adopted by the governing body of the city, within the options available in the state statutes governing TMRS.

At retirement, the benefit is calculated as if the sum of the employee's contributions, with interest, and the city-financed monetary credits with interest were used to purchase an annuity. Members may choose to receive their retirement benefit in one of seven payments options. Members may also choose to receive a portion of their benefit as a Partial Lump Sum Distribution in an amount equal to 12, 24, or 36 monthly payments, which cannot exceed 75% of the member's deposits and interest.

The plan provisions are adopted by the governing body of the City, within the options available in the state statutes governing TMRS. Plan provisions for the City were as follows:

Deposit Rate:	6% (7% as of January 2022)
City's Rate:	2021/10.70%; 2022/13.71%
Matching Ratio (City to Employee):	2 to 1
Years Required for Vesting:	5 years
Service Retirement Eligibilities:	5 yrs/age 60; 20 yrs/any age

Employees covered by benefit terms.

At the December 31, 2021 valuation and measurement date, the following employees were covered by the benefit terms:

Inactive employees or beneficiaries currently receiving benefits	8
Inactive employees entitled to but not yet receiving benefits	16
Active employees	<u>30</u>
	54

CITY OF BULLARD, TEXAS  
NOTES TO FINANCIAL STATEMENTS  
SEPTEMBER 30, 2022

**C. Contributions**

Member contribution rates in TMRS are either 5%, 6% or 7% of the Member's total compensation, and the city matching percentages are either 100%, 150% or 200%, both as adopted by the governing body of the city. Under the state law governing TMRS, the contribution rate for each city is determined annually by the actuary, using the Entry Age Normal (EAN) actuarial cost method. The city's contribution rate is based on the liabilities created from the benefit plan options selected by the city and any changes in benefits or actual experience over time.

Employees for the City were required to contribute 6% (7% as of January 2022) of their annual gross earnings during the fiscal year. The contribution rates for the City were 10.70% and 13.71% in calendar years 2021 and 2022, respectively. The city's contributions to TMRS for the year ended September 30, 2022 were \$184,649 and were equal to the required contributions.

**D. Net Pension Liability**

The city's Net Pension Liability (NPL) was measured as of December 31, 2021, and the Total Pension Liability (TPL) used to calculate the Net Pension Liability was determined by an actuarial valuation as of that date.

**Actuarial assumptions:**

The Total Pension Liability in the December 31, 2021 actuarial valuation was determined using the following actuarial assumptions:

Inflation	2.5% per year
Overall payroll growth	2.75% per year, adjusted down for population declines, if any
Investment Rate of Return	6.75%, net of pension plan investment expense, including inflation

Salary increases are based on a service-related table. Mortality rates for active members are based on the PUB(10) mortality tables with the Public Safety table used for males and the General Employee table used for females. Mortality rates for healthy retirees and beneficiaries are based on the Gender-distinct 2019 Municipal Retirees of Texas mortality tables. The rates for actives, healthy retirees and beneficiaries are projected on a fully generational basis by Scale UMP to account for future mortality improvements. For disabled annuitants, the same mortality tables for healthy retirees is used with a 4-year set-forward for males and a 3-year set-forward for females. In addition, a 3.5% and 3.0% minimum 16 mortality rate is applied, for males and females respectively, to reflect the impairment for younger members who become disabled. The rates are projected on a fully generational basis by Scale UMP to account for future mortality improvements subject to the floor.

The actuarial assumptions were developed primarily from the actuarial investigation of the experience of TMRS over the four-year period from December 31, 2014 to December 31, 2018. They were adopted in 2019 and first used in the December 31, 2019 actuarial valuation. The post-retirement mortality assumption for Annuity Purchase Rates (APRs) is based on the Mortality Experience Investigation Study covering 2009 through 2011 and dated December 31, 2013. Plan assets are managed on a total return basis with an emphasis on both capital appreciation as well as the production of income in order to satisfy the short-term and long-term funding needs of TMRS.



CITY OF BULLARD, TEXAS  
NOTES TO FINANCIAL STATEMENTS  
SEPTEMBER 30, 2022

The long-term expected rate of return on pension plan investments was determined using a building-block method in which best estimate ranges of expected future real rates of return (expected returns, net of pension plan investment expense and inflation) are developed for each major asset class. These ranges are combined to produce the long-term expected rate of return by weighting the expected future real rates of return by the target asset allocation percentage and by adding expected inflation. In determining their best estimate of a recommended investment return assumption under the various alternative asset allocation portfolios, GRS focused on the area between (1) arithmetic mean (aggressive) without an adjustment for time (conservative) and (2) the geometric mean (conservative) with an adjustment for time (aggressive). The target allocation and best estimates of real rates of return for each major asset class in fiscal year 2021 are summarized in the following table:

Asset Class	Target Allocation	Long-Term Expected Real Rate of Return (Arithmetic)
Global Equity	35.0%	7.55%
Core Fixed Income	6.0%	2.00%
Non-Core Fixed Income	20.0%	5.68%
Real Return	12.0%	7.22%
Real Estate	12.0%	6.85%
Absolute Return	5.0%	5.35%
Private Equity	10.0%	10.00%
Total	100.0%	

#### Discount Rate

The discount rate used to measure the Total Pension Liability was 6.75%. The projection of cash flows used to determine the discount rate assumed that employee and employer contributions will be made at the rates specified in statute. Based on that assumption, the pension plan's Fiduciary Net Position was projected to be available to make all projected future benefit payments of current active and inactive employees. Therefore, the long-term expected rate of return on pension plan investments was applied to all periods of projected benefit payments to determine the Total Pension Liability.

CITY OF BULLARD, TEXAS  
NOTES TO FINANCIAL STATEMENTS  
SEPTEMBER 30, 2022

Changes in Net Pension Liability	Increase (Decrease)		
	Total Pension Liability (a)	Plan Fiduciary Net Position (b)	Net Pension Liability (a) - (b)
<b>Balance at 12/31/2020</b>	\$ 2,966,455	\$ 2,360,972	\$ 605,483
Changes for the year:			
Service cost	211,169	-	211,169
Interest	221,349	-	221,349
Change of benefit terms	333,838	-	333,838
Difference between expected and actual experience	(167,739)	-	(167,739)
Changes of assumptions	-	-	-
Contributions - employer	-	145,959	(145,959)
Contributions - employee	-	83,247	(83,247)
Net investment income	-	308,575	(308,575)
Benefit payments, including refunds of employee contributions	(253,260)	(253,260)	-
Administrative expense	-	(1,424)	1,424
Other changes	-	10	(10)
Net changes	\$ 345,357	\$ 283,108	\$ 62,249
<b>Balance at 12/31/2021</b>	\$ 3,311,812	\$ 2,644,080	\$ 667,732

Sensitivity of the net pension liability to changes in the discount rate

The following presents the net pension liability of the City, calculated using the discount rate of 6.75%, as well as what the City's net pension liability would be if it were calculated using a discount rate that is 1-percentage-point lower (5.75%) or 1-percentage-point higher (7.75%) than the current rate:

	1% Decrease in Discount Rate(5.75%)	Discount Rate (6.75%)	1% Increase in Discount Rate(7.75%)
City's net pension liability	\$ 1,139,768	\$ 667,732	\$ 278,728

#### Pension Plan Fiduciary Net Position

Detailed information about the pension plan's Fiduciary Net Position is available in the Schedule of Changes in Fiduciary Net Position, by Participating City. That report may be obtained at [www.tmr.com](http://www.tmr.com).

CITY OF BULLARD, TEXAS  
NOTES TO FINANCIAL STATEMENTS  
SEPTEMBER 30, 2022

**E. Pension Expense and Deferred Outflows of Resources and Deferred Inflows of Resources Related to Pensions**

For the year ended September 30, 2022, the city recognized pension expense of \$451,137 per the TMRS GASB 68 actuarial report. The general ledger expense was slightly more to include death benefits.

At September 30, 2022, the city reported deferred outflows of resources and deferred inflows of resources related to pensions from the following sources:

	Deferred Outflows of Resources	Deferred Inflows of Resources
Differences between expected and actual economic experience	\$ -	\$ 121,132
Changes in actuarial assumptions	2,986	-
Difference between projected and actual investment earnings	-	156,855
NET Total (amortized in table below)	\$ -	\$ 275,001
Contributions subsequent to the measurement date (Additional Deferred Outflow)	140,403	-

\$140,403 reported as deferred outflows of resources related to pensions resulting from contributions subsequent to the measurement date will be recognized as a reduction of the net pension liability for the year ending September 30, 2022. Other amounts reported as deferred outflows and inflows of resources related to pensions will be recognized in pension expense as follows:

Year ended Dec 31:	
2022	\$ (59,672)
2023	\$ (89,311)
2024	\$ (58,035)
2025	\$ (59,999)
2026	\$ (7,984)
Thereafter	\$ -
Total	\$ (275,001)

CITY OF BULLARD, TEXAS  
NOTES TO FINANCIAL STATEMENTS  
SEPTEMBER 30, 2022

**F. Other Post Employment Benefit (SDBF)**

Texas Municipal Retirement System (“TMRS”) administers a defined benefit group-term life insurance plan known as the Supplemental Death Benefits Fund (“SDBF”). This is a voluntary program in which participating member cities may elect, by ordinance, to provide group-term life insurance coverage for their active members, including or not including retirees. The death benefit for active employees provides a lump-sum payment approximately equal to the employee’s annual salary (calculated based on the employee’s actual earnings, for the 12-month period preceding the month of death). The death benefit for retirees is considered an other postemployment benefit (“OPEB”) and is a fixed amount of \$7,500. As the SDBF covers both active and retiree participants, with no segregation of assets, the SDBF is considered to be an unfunded OPEB plan (i.e. no assets are accumulated). This is a single employer defined benefit plan.

The member city contributes to the SDBF at a contractually required rate as determined by an annual actuarial valuation. The rate is equal to the cost of providing one-year term life insurance. The funding policy for the SDBF program is to assure that adequate resources are available to meet all death benefit payments for the upcoming year. The intent is not to pre-fund retiree term life insurance during employees’ entire careers.

**Employees covered by benefit terms.**

At the December 31, 2021 valuation and measurement date, the following employees were covered by the benefit terms established by City Ordinance:

Inactive employees or beneficiaries currently receiving benefits	5
Inactive employees entitled to but not yet receiving benefits	2
Active employees	<u>30</u>
	37

Changes in OPEB	Total OPEB Liability
<b>Balance at 12/31/2020</b>	\$ 48,579
Changes for the year:	
Service cost	7,770
Interest on Total OPEB	1,041
Change of benefit terms	-
Difference between expected and actual experience	(528)
Changes of assumptions or other inputs	1,705
Benefit payments, including refunds of employee contributions	(832)
Net changes	\$ 9,156
<b>Balance at 12/31/2021</b>	\$ 57,735

CITY OF BULLARD, TEXAS  
NOTES TO FINANCIAL STATEMENTS  
SEPTEMBER 30, 2022

**Summary of Actuarial Assumptions:**

Inflation	2.5%
Salary Increases	3.50% to 11.5% including inflation
Discount Rate *	1.84%
Retirees' share of benefit-related costs	\$0
Administrative expenses	All administrative expenses are paid through the Pension Trust and accounted for under reporting requirements under GASB Statement No. 68.
Mortality rates – service retirees	2019 Municipal Retirees of Texas Mortality Tables. The rates are projected on a fully generational basis with scale UMP.
Mortality rates – disabled retirees	2019 Municipal Retirees of Texas Mortality Tables with a 4 year set forward for males and a 3 year set-forward for females. In addition, a 3.5% and 3% minimum mortality rate will be applied to reflect the impairment for younger members who become disabled for males and females, respectively. The rates are projected on a fully generational basis by Scale UMP to account for future mortality improvements subject to the floor.

*\*The discount rate was based on the Fidelity Index's "20-Year Municipal GO AA Index" rate as of December 31, 2021.*

*\*\*Note: The actuarial assumptions used in the December 31, 2021 valuation were based on the results of an actuarial experience study for the period December 31, 2014 to December 31, 2018.*

**Sensitivity of the Total OPEB Liability to Changes in the Discount Rate**

The following presents the Total OPEB liability of the City, calculated using the discount rate of 1.84%, as well as what the City's Total OPEB liability would be if it were calculated using a discount rate that is 1-percentage-point lower (0.84%) or 1-percentage-point higher (2.84%) than the current rate:

	1% Decrease (0.84%)	Discount Rate (1.84%)	1% Increase (2.84%)
Total OPEB liability	\$ 70,344	\$ 57,735	\$ 47,961

CITY OF BULLARD, TEXAS  
NOTES TO FINANCIAL STATEMENTS  
SEPTEMBER 30, 2022

OPEB Expense	Total OPEB Expense
Service Cost	\$ 7,770
Interest on Total OPEB	1,041
Change of benefit terms	-
Employer administrative costs	-
Recognition of deferred outflows/inflows of resources	
Differences between expected and actual expense	(1,448)
Changes in assumptions or other inputs	1,725
<b>Total OPEB Expense</b>	<b>\$ 9,088</b>

Deferred (Inflows) / Outflows of Resources	Deferred (INFLOWS) of resources	Deferred OUTFLOWS of resources
Differences between expected and actual experience	\$ (8,321)	\$ -
Changes in assumptions and other inputs	-	10,351
Net Total	-	\$ 2,030
Contributions made subsequent to measurement date	-	495

Deferred Outflows and Deferred Inflows of Resources, by year, to be recognized in future OPEB expense (excluding city-provided contributions made subsequent to the measurement date):

Year ended Dec 31:	NET deferred out/(in)
2022	\$ 277
2023	277
2024	277
2025	203
2026	169
Thereafter	827
Total	\$ 2,030

CITY OF BULLARD, TEXAS  
NOTES TO FINANCIAL STATEMENTS  
SEPTEMBER 30, 2022

Schedule of Contributions - (Retiree-only portion of the rate, for OPEB):		
Plan / Calendar Year	Total SDB Contribution Rate	Retiree portion SDB Contribution Rate
2022	0.19%	0.06%
2021	0.18%	0.06%
2020	0.19%	0.02%
2019	0.18%	0.02%
2018	0.16%	0.02%
2017	0.15%	0.02%

*Note 1: Due to the SDBF being considered an unfunded OPEB plan, benefit payments are treated as being equal to the employer's yearly contributions for retirees.*

*Note 2: In order to determine the retiree portion of the City's Supplemental Death Benefit Plan contributions (that which is considered OPEB), the City should perform the following calculation:  
Total covered payroll \* Retiree Portion of SDB Contribution (Rate)*

NOTE X. LITIGATION

Currently management is unaware of significant pending litigation against the City.

NOTE XI. FEDERAL, STATE AND LOCAL GRANT REVENUE

Grant revenue is recognized when program expenditures are incurred in accordance with program guidelines. Such revenue is subject to review by the funding agency and may result in disallowance in subsequent periods.

Under the American Rescue Plan Act (ARPA) of 2021, the Coronavirus Local Fiscal Recovery Fund (CLFRF) provides emergency funding for eligible local governments. The U.S. Treasury manages the distribution of these funds to Texas counties and cities with populations above 50,000. Cities, villages, towns, and townships serving populations of less than 50,000 are classified as non-entitlement units of local government (NEUs) and will receive funding distributed by TDEM.

The City of Bullard was awarded a total of \$925,323. Half of this balance was released to the City in August 2021 and the remaining portion was released in September 2022. The City only spent a small grant admin fee charged by Traylor & Assc. of these funds prior to year-end. As such, these remaining funds (\$920,723) were included in the financials as a deferred grant revenue liability and should be released to income in FY2023 when the funds are spent. The City expects a majority of these funds to be used as part of moving the water lines along FM2493 as part of the TxDOT project in FY2023 and FY2024.

CITY OF BULLARD, TEXAS  
NOTES TO FINANCIAL STATEMENTS  
SEPTEMBER 30, 2022

NOTE XII. COMPENSATED ABSENCES

The City employees now accrue paid time off (PTO) that can be used for vacation or sick time. The accrual is based on the number of years employed with a maximum of 240 hours allowed to be carried over each year. No financial accrual for compensated absences is reflected in the accompanying general-purpose financial statements because the amount would be insignificant.

NOTE XIII. DEBT SERVICE FUND

According to generally accepted accounting principles, when taxes are assessed to service the interest and principal payments of a debt obligation, a debt service fund should be established and used for this purpose. The current year's financial statements reflect the Debt Service Fund and the accounting of appropriate activities through it.

NOTE XIV. SIGNIFICANT TRANSACTIONS WITH A COMPONENT UNIT

The City has an agreement with the Bullard Economic Development Corporation whereby one-third of the sales tax revenue of the City is paid to the Corporation. During the year ended September 30, 2022, \$285,739 of sales tax revenue received by the City was allocated to Bullard Economic Development Corporation. Transactions with the City involved their assistance in the funding of authorized projects related to the betterment of the local environment for business and commerce.

NOTE XV. DEVELOPER CONTRIBUTED ASSETS

The City receives contributed assets on occasion from various developers in return for the City to provide services to the end customers. Typically, the developer completes the project using their own resources and then donates the completed assets to the City after the City engineers have inspected and approved. During the year ended September 30, 2022, there were infrastructure asset in the amounts of \$5,510,125 (streets), \$691,350 (water lines), \$858,900 (sewer lines) and \$275,000 (lift station). These were all part of the following developments: LePapillon, Artesian Meadows, Three Doves Phase 2, Meadows East, Cherokee Ridge Phase 1, and Windsor Estates Phase 4.

NOTE XVI. RIGHT-OF-USE ASSET AND LEASE LIABILITY

In October 2021, the City implemented *GASB Statement 87 Leases Accounting*. Earlier in 2021, the City signed a lease agreement for the Police Department to office at a building on main street. The lease is 20 years with gradually increasing rent, but for the year 2022 the rate was \$2,500 per month. The City recorded the present value of a Right-to-Use asset and Lease liability in the amount of \$628,869 using their incremental borrowing rate of 1.86%. During FY2022, \$32,112 was amortized. Noted that the full amount of rent expense paid during FY2022 was \$30,000.

NOTE XVII. SUBSEQUENT EVENTS

The City has evaluated all events or transactions that occurred after September 30, 2022 up through February 24, 2023, the date the financial statements were available to be issued. During this period, there were no subsequent events requiring disclosure.



Required Supplementary Information

CITY OF BULLARD, TEXAS  
STATEMENT OF REVENUES, EXPENDITURES AND CHANGES  
IN FUND BALANCES - BUDGET AND ACTUAL - GOVERNMENTAL FUNDS  
FOR THE YEAR ENDED SEPTEMBER 30, 2022

NON-GAAP BUDGETARY BASIS										
	Budget Revised Final	Budget Revised Final	Budget Revised Final	Budget Revised Final	Actual General	Actual Construction	Actual Special	Actual Debt Service	Actual Total Gov't	Variance
<b>Revenues</b>										
Property tax	\$ 990,855	\$ -	\$ 1,015,800	\$2,006,655	\$1,104,871	\$ -	\$ -	\$ 1,132,099	\$2,236,970	\$ 230,315
Sales & use tax	475,000	-	-	475,000	571,477	-	-	-	571,477	96,477
Franchise tax	228,000	-	-	228,000	247,928	-	8,927	-	256,855	28,855
Licenses & permits	143,000	-	-	143,000	202,720	-	-	-	202,720	59,720
Fines & forfeitures	171,000	28,600	-	199,600	165,380	-	21,953	-	187,333	(12,267)
Charges for services	54,200	-	-	54,200	59,485	-	-	-	59,485	5,285
Interest	10,000	-	-	10,000	10,469	10,389	-	-	20,858	10,858
Grant match	-	-	-	-	8,227	-	-	-	8,227	8,227
BEDCO construction match	-	-	-	-	-	-	-	-	-	-
Miscellaneous	32,000	-	-	32,000	72,665	-	-	-	72,665	40,665
<b>Total Revenues</b>	<b>2,104,055</b>	<b>28,600</b>	<b>1,015,800</b>	<b>3,148,455</b>	<b>2,443,222</b>	<b>10,389</b>	<b>30,880</b>	<b>1,132,099</b>	<b>3,616,590</b>	<b>468,135</b>
<b>Expenditures</b>										
Administration	746,125	9,100	650	755,875	614,694	-	850	650	616,194	(139,681)
Police	1,195,580	-	-	1,195,580	1,322,181	-	-	-	1,322,181	126,601
Municipal court	122,250	-	-	122,250	126,308	-	-	-	126,308	4,058
Streets & Park	233,750	-	-	233,750	241,457	-	-	-	241,457	7,707
Capital outlay	124,600	19,500	-	144,100	231,040	1,680,796	-	-	1,911,836	1,767,736
Debt service: Principal	109,300	-	950,000	1,059,300	113,082	-	-	950,000	1,063,082	3,782
Debt service: Interest	7,450	-	104,029	111,479	7,057	-	-	87,836	94,893	(16,586)
<b>Total Expenditures</b>	<b>2,539,055</b>	<b>28,600</b>	<b>1,054,679</b>	<b>3,622,334</b>	<b>2,655,819</b>	<b>1,680,796</b>	<b>850</b>	<b>1,038,486</b>	<b>5,375,951</b>	<b>1,753,617</b>
<b>Other Financing Sources</b>										
Debt issued	-	-	-	-	284,481	-	-	-	284,481	284,481
Operating Transfers In / (Out)	435,000	-	-	435,000	435,000	-	-	-	435,000	-
<b>Total Other</b>	<b>435,000</b>	<b>-</b>	<b>-</b>	<b>435,000</b>	<b>719,481</b>	<b>-</b>	<b>-</b>	<b>-</b>	<b>719,481</b>	<b>284,481</b>
<b>Net Change in Fund Balances</b>	<b>-</b>	<b>-</b>	<b>(38,879)</b>	<b>(38,879)</b>	<b>506,884</b>	<b>(1,670,407)</b>	<b>30,030</b>	<b>93,613</b>	<b>(1,039,880)</b>	<b>\$(1,001,001)</b>
<b>Fund Balances: Beginning</b>				<b>3,558,312</b>					<b>3,558,312</b>	
<b>Fund Balances: Ending</b>				<b>\$3,519,433</b>					<b>\$2,518,432</b>	

\* An account by account budget to actual analysis can be obtained from the City's Finance Director.  
\* Noted budget amounts are revised final numbers. Revisions impacted transfers between accounts but not the bottom line.

See independent auditor's report.

## CITY OF BULLARD, TEXAS

## NON-GAAP BUDGETARY BASIS

\* An account by account budget to actual analysis can be obtained from the City's Finance Director.

\*The City does not include depreciation or replacement reserve in the utility budget.

\* Noted budget amounts are revised final numbers. Revisions impacted transfers between accounts but not the bottom line. See independent auditor's report.

CITY OF BULLARD, TEXAS  
REQUIRED SUPPLEMENTARY INFORMATION  
TEXAS MUNICIPAL RETIREMENT SYSTEM  
SCHEDULE OF CHANGES IN NET PENSION LIABILITY AND RELATED RATIOS

	LAST 10 FISCAL YEARS*					
	<u>12/31/2014</u>	<u>12/31/2015</u>	<u>12/31/2016</u>	<u>12/31/2017</u>	<u>12/31/2018</u>	<u>12/31/2019</u>
Total Pension Liability						<u>12/31/2020</u>
Service Cost	\$ 87,190	\$ 99,627	\$ 114,377	\$ 123,172	\$ 133,185	\$ 154,988
Interest (on the Total Pension Liability)	75,566	89,086	99,894	113,990	127,382	160,196
Changes of benefit terms	-	12,695	-	-	-	261,339
Difference between expected and actual experience	22,475	(5,561)	27,914	(18,079)	(13,701)	19,891
Change of assumptions	-	45,136	-	-	-	6,121
Benefit payments, including refunds of employee contributions	(16,015)	(5,989)	(50,838)	(24,677)	(26,686)	(39,278)
Net Change in Total Pension Liability	169,216	234,994	191,347	194,406	220,180	563,257
Total Pension Liability - Beginning	1,043,933	1,213,149	1,448,143	1,639,490	1,833,896	2,054,076
Total Pension Liability - Ending (a)	\$ 1,213,149	\$ 1,448,143	\$ 1,639,490	\$ 1,833,896	\$ 2,054,076	\$ 2,617,333
Plan Fiduciary Net Position						
Contributions - Employer	\$ 53,188	\$ 62,014	\$ 77,477	\$ 87,204	\$ 95,202	\$ 93,453
Contributions - Employee	44,144	47,396	52,563	56,449	60,871	60,277
Net Investment Income	50,832	1,505	76,047	177,282	(47,208)	256,157
Benefit payments, including refunds of employee contributions	(16,015)	(5,989)	(50,838)	(24,677)	(26,686)	(39,278)
Administrative Expense	(530)	(916)	(858)	(918)	(911)	(1,445)
Other	(44)	(45)	(46)	(46)	(49)	(38)
Net Change in Plan Fiduciary Net Position	131,575	103,965	154,345	295,294	81,219	369,120
Plan Fiduciary Net Position - Beginning	888,059	1,019,634	1,123,599	1,277,944	1,573,238	1,654,457
Plan Fiduciary Net Position - Ending (b)	\$ 1,019,634	\$ 1,123,599	\$ 1,277,944	\$ 1,573,238	\$ 1,654,457	\$ 2,023,577
Net Pension Liability - Ending (a) - (b)	\$ 193,515	\$ 324,544	\$ 361,546	\$ 260,658	\$ 399,619	\$ 593,756
Plan Fiduciary Net Position as a Percentage of Total Pension Liability	84.05%	77.59%	77.95%	85.79%	80.55%	77.31%
Covered Employee Payroll	\$ 882,886	\$ 947,923	\$ 1,051,256	\$ 1,128,981	\$ 1,217,417	\$ 1,186,736
Net Pension Liability as a Percentage of Covered Employee Payroll	21.92%	34.24%	34.39%	23.09%	32.83%	50.03%
						45.69%
						79.84%
						\$ 1,325,307
						\$ 1,387,443
						48.13%

\* Schedule is intended to show information for 10 years.  
Additional years will be displayed as they become available.

See independent auditor's report

CITY OF BULLARD, TEXAS  
REQUIRED SUPPLEMENTARY INFORMATION  
TEXAS MUNICIPAL RETIREMENT SYSTEM  
SCHEDULE OF CONTRIBUTIONS

REQUIRED SUPPLEMENTARY INFORMATION

The Schedule of Changes in the City's Net Pension Liability and Related Ratios shows the changes in Total Pension Liability less the changes in Fiduciary Net Position, resulting in the net pension liability calculation for the city. Note that this is a 10-year schedule, to be created by the city prospectively, over the next 10-year period. This schedule is provided in the GRS Reporting Package (for the current period).

The Schedule of Employer Contributions shows the city's required annual contributions from the actuarial valuation, compared with the actual contributions remitted. This schedule is based on the city's respective fiscal year-end, and should be created by the city, and built over the next 10-year period. The city should also provide the Notes to Schedule of Contributions, including the methods and assumptions used to determine the contribution rates and information about benefit changes during the year, if any. Information to complete the Notes to Schedule of Contributions is provided in the GRS Reporting Package.

LAST 10 FISCAL YEARS WILL ULTIMATELY BE DISPLAYED

Fiscal year ending September 30,	<u>2015</u>	<u>2016</u>	<u>2017</u>	<u>2018</u>	<u>2019</u>
Actuarially Determined Contribution	\$ 57,018	\$ 77,135	\$ 84,961	\$ 95,802	\$ 93,415
Contributions in relation to the actuarially determined contribution	<u>\$ (57,018)</u>	<u>\$ (77,135)</u>	<u>\$ (84,961)</u>	<u>\$ (95,802)</u>	<u>\$ (93,415)</u>
Contribution deficiency (excess)	<u>\$ -</u>	<u>\$ -</u>	<u>\$ -</u>	<u>\$ -</u>	<u>\$ -</u>
Covered employee payroll	\$ 894,263	\$ 1,079,301	\$ 1,115,735	\$ 1,200,526	\$ 1,184,018
Contributions as a percentage of covered employee payroll	6.38%	7.15%	7.61%	7.98%	7.88%
Fiscal year ending September 30,	<u>2020</u>	<u>2021</u>	<u>2022</u>	<u>2023</u>	<u>2024</u>
Actuarially Determined Contribution	\$ 124,813	\$ 141,625	\$ 184,649	\$ -	\$ -
Contributions in relation to the actuarially determined contribution	<u>\$ (124,813)</u>	<u>\$ (141,625)</u>	<u>\$ (184,649)</u>	<u>\$ -</u>	<u>\$ -</u>
Contribution deficiency (excess)	<u>\$ -</u>	<u>\$ -</u>	<u>\$ -</u>	<u>\$ -</u>	<u>\$ -</u>
Covered employee payroll	\$ 1,276,387	\$ 1,342,251	\$ 1,432,264	\$ -	\$ -
Contributions as a percentage of covered employee payroll	9.78%	10.55%	12.90%	-	-

CITY OF BULLARD, TEXAS  
REQUIRED SUPPLEMENTARY INFORMATION  
TEXAS MUNICIPAL RETIREMENT SYSTEM  
SCHEDULE OF CONTRIBUTIONS

NOTES TO SCHEDULE OF CONTRIBUTIONS

**Valuation Date:**

Notes: Actuarially determined contribution rates are calculated as of December 31 and become effective in January 13 months later.

**Methods and Assumptions Used to Determine Contribution Rates:**

Actuarial Cost Method	Entry Age Normal
Amortization Method	Level Percentage of Payroll, Closed
Remaining Amortization Period	23 years (longest amortization ladder)
Asset Valuation Method	10 Year smoothed market; 12% soft corridor
Inflation	2.5%
Salary Increases	3.50% to 11.5% including inflation
Investment Rate of Return	6.75%
Retirement Age	Experience-based table of rates that are specific to the City's plan of benefits. Last updated for the 2019 valuation pursuant to an experience study of the period 2014 - 2018
Mortality	Post-retirement: 2019 Municipal Retirees of Texas Mortality Tables. The rates are projected on a fully generational basis with scale UMP.  Pre-retirement: PUB(10) mortality tables, with the Public Safety table used for males and the General Employee table used for females. The rates are projected on a fully generational basis with scale UMP.
Other Information	1. Increased Member contribution rate from 6% to 7%. 2. Removed statutory max.

See independent auditor's report

CITY OF BULLARD, TEXAS  
REQUIRED SUPPLEMENTARY INFORMATION  
TEXAS MUNICIPAL RETIREMENT SYSTEM  
SCHEDULE OF CHANGES IN OPEB LIABILITY AND RELATED RATIOS

LAST 10 FISCAL YEARS\*

	<u>12/31/2016</u>	<u>12/31/2017</u>	<u>12/31/2018</u>	<u>12/31/2019</u>	<u>12/31/2020</u>	<u>12/31/2021</u>
Total OPEB Liability						
Service Cost	\$ -	\$ 4,064	\$ 4,991	\$ 4,391	\$ 6,627	\$ 7,770
Interest on total OPEB	-	974	1,111	1,230	1,181	1,041
Changes of benefit terms	-	-	-	-	-	-
Benefit payments / refunds of employee contributions	-	(226)	(243)	(237)	(265)	(832)
Recognition of deferred outflows/inflows	-	-	-	-	-	-
Differences between expected and actual	-	-	(3,711)	(3,336)	(4,808)	(528)
Changes in assumptions or other inputs	-	2,536	(2,245)	6,630	6,079	1,705
Net Changes	-	7,348	(97)	8,678	8,814	9,156
Total OPEB Liability - Beginning	-	23,836	31,184	31,087	39,765	48,579
Total OPEB Liability - Ending	\$ 23,836	\$ 31,184	\$ 31,087	\$ 39,765	\$ 48,579	\$ 57,735
Covered Employee Payroll	\$ 1,051,256	\$ 1,128,981	\$ 1,217,417	\$ 1,186,736	\$ 1,325,307	\$ 1,387,443
Total OPEB Liability as a Percentage of Covered Employee Payroll	2.27%	2.76%	2.55%	3.35%	3.67%	4.16%

NOTE: No assets are accumulated in a trust that meets the criteria in paragraph 4 of GASB 75 to pay related benefits

\* Schedule is intended to show information for 10 years.

Additional years will be displayed as they become available.

See independent auditor's report

**M** **Murrey Paschall & Caperton PC**  
**Certified Public Accountants**

February 24, 2023

To the Honorable Mayor and Members of the City Council  
City of Bullard, Texas

We have audited the financial statements of the governmental activities, the business-type activities, the discretely presented component unit, each major fund of the City of Bullard, Texas (City), for the year ended September 30, 2022. Professional standards require that we provide you with information about our responsibilities under generally accepted auditing standards, as well as certain information related to the planned scope and timing of our audit. We have communicated such information in our letter to you dated September 28, 2022. Professional standards also require that we communicate to you the following information related to our audit.

**SIGNIFICANT AUDIT FINDINGS**

*Qualitative Aspects of Accounting Practices*

Management is responsible for the selection and use of appropriate accounting policies. The significant accounting policies used by the City of Bullard, Texas are described in Note I to the financial statements. The City implemented *GASB 87 – Leases* as of October 2021. We noted no transactions entered into by the City of Bullard, Texas during the year for which there is a lack of authoritative guidance or consensus. All significant transactions have been recognized in the financial statements in the proper period.

Accounting estimates are an integral part of the financial statements prepared by management and are based on management's knowledge and experience about past and current events and assumptions about future events. Certain accounting estimates are particularly sensitive because of their significance to the financial statements and because of the possibility that future events affecting them may differ significantly from those expected. The most sensitive estimate affecting the City of Bullard, Texas's financial statements was:

Management's estimate of the depreciation of the City's fixed assets is based upon management's estimate of the specific assets useful life and the cost of the assets is depreciated accordingly. We evaluated the key factors and assumptions used to develop the depreciation estimate in determining that it is reasonable in relation to the financial statements taken as a whole.

Certain financial statement disclosures are particularly sensitive because of their significance to financial statement users. The most sensitive disclosure affecting the financial statements was:

The disclosure of Long-term Obligations in Note V to the financial statements as these represent significant future debt payments in the form of interest and principal.

The financial statement disclosures are neutral, consistent, and clear.

*Difficulties Encountered in Performing the Audit*

We encountered no significant difficulties in dealing with management in performing and completing our audit.

*Corrected and Uncorrected Misstatements*

Professional standards require us to accumulate all known and likely misstatements identified during the audit, other than those that are clearly trivial, and communicate them to the appropriate level of management. Management has corrected all such misstatements. In addition, none of the misstatements detected as a result



of audit procedures and corrected by management were material, either individually or in the aggregate, to each opinion unit's financial statements taken as a whole.

#### *Disagreements with Management*

For purposes of this letter, a disagreement with management is a financial accounting, reporting, or auditing matter, whether or not resolved to our satisfaction, that could be significant to the financial statements or the auditor's report. We are pleased to report that no such disagreements arose during the course of our audit.

#### *Management Representations*

We have requested certain representations from management that are included in the management representation letter dated February 24, 2023.

#### *Management Consultations with Other Independent Accountants*

In some cases, management may decide to consult with other accountants about auditing and accounting matters, similar to obtaining a "second opinion" on certain situations. If a consultation involves application of an accounting principle to the City of Bullard, Texas's financial statements or a determination of the type of auditor's opinion that may be expressed on those statements, our professional standards require the consulting accountant to check with us to determine that the consultant has all the relevant facts. To our knowledge, there were no such consultations with other accountants.

#### *Other Audit Findings or Issues*

We generally discuss a variety of matters, including the application of accounting principles and auditing standards, with management each year prior to retention as the City of Bullard, Texas's auditors. However, these discussions occurred in the normal course of our professional relationship and our responses were not a condition to our retention.

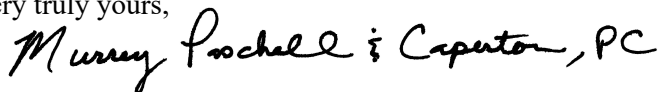
#### OTHER MATTERS

We applied certain limited procedures to the MD&A, Budget and Actual schedules by fund type, as well as the GASB 68 and GASB 75 Pension/OPEB Liability schedules, which are required supplementary information (RSI) that supplements the basic financial statements. Our procedures consisted of inquiries of management regarding the methods of preparing the information and comparing the information for consistency with management's responses to our inquiries, the basic financial statements, and other knowledge we obtained during our audit of the basic financial statements. We did not audit the RSI and do not express an opinion or provide any assurance on the RSI.

#### RESTRICTION ON USE

This information is intended solely for the information and use of the Honorable Mayor and City Council and management of the City of Bullard, Texas and is not intended to be, and should not be, used by anyone other than these specified parties.

Very truly yours,

A handwritten signature in black ink that reads "Murrey Paschall & Caperton, PC". The signature is written in a cursive, flowing style.

Murrey Paschall & Caperton, P.C.